


10/100M 10-Port Long Transmission Distance PoE Switch

RCI RS1108PL

Long Transmission Distance Standard PoE Switch



- ◆ Supply power to wireless AP and IP Camera through CAT 5 cable (Must use with DC24V to 12V non-standard PoE splitter cable)
- ◆ 1-10 Port: 10/100M auto sensing RJ45 port.
- ◆ Support port auto-flip (Auto MDI/ MDIX)
- ◆ Anti-thunder function for uplink port (Port 9-10 anti-thunder function reaches level 2)
- ◆ Total PoE Power: 120W (Port 1 - 8)
- ◆ Max PoE power output is 30W.
- ◆ Support long transmission distance at 250 meters
- ◆ Switch Mode: Mode 1: Port 1-10: 10/100M auto-sensing. @100 meters; Mode 2: Port 1-8: 10M @ 250 meters; Port 9-10: 100M @ 100 meters
- ◆ Store and forward
- ◆ Fanless design, natural cooling. Mini size.

Description

RS1108P supports data and power transmission through CAT.5 cables at the same time. And 8+2 port support fast connecting at 10/100Mbps. It also supports long transmission distance at 250 meters both for power and data, therefore, it saves cost for the project that requiring long distance transmission through extender, fiber and coaxial cable etc. It reduces line losses effectively though 4-core cable supplying power same time.

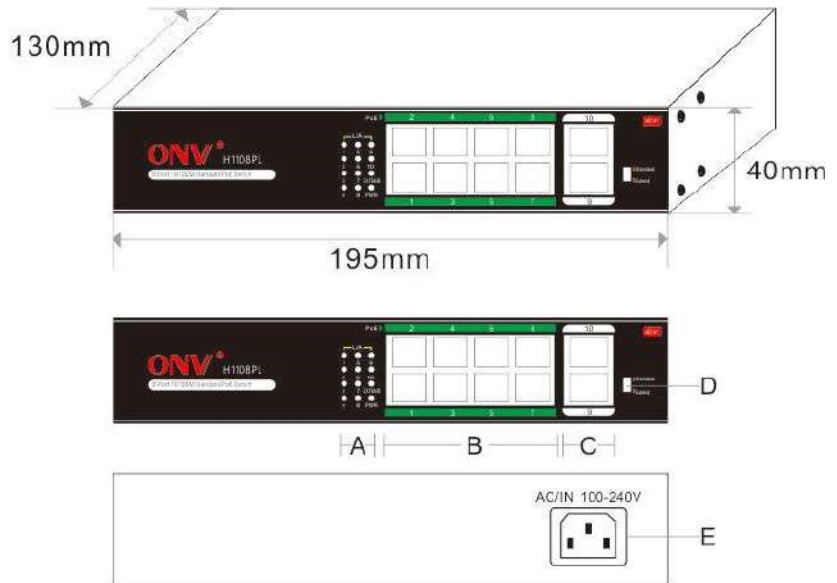
Cost effective RS1108P provide a simple network for wireless AP, business and home that are based on the installation of IP Camera. These devices away from electrical outlets are very suitable for hanging on the wall or ceiling. PoE eliminates the hassle for these devices, specially the electrical outlets. Connect the AC power connection to make those difficult device more flexible, and the installation cost minimization.

Technical Specification

Product Name	10/100M 10-Port Long Transmission Distance PoE Switch
Product Model	RS1108P

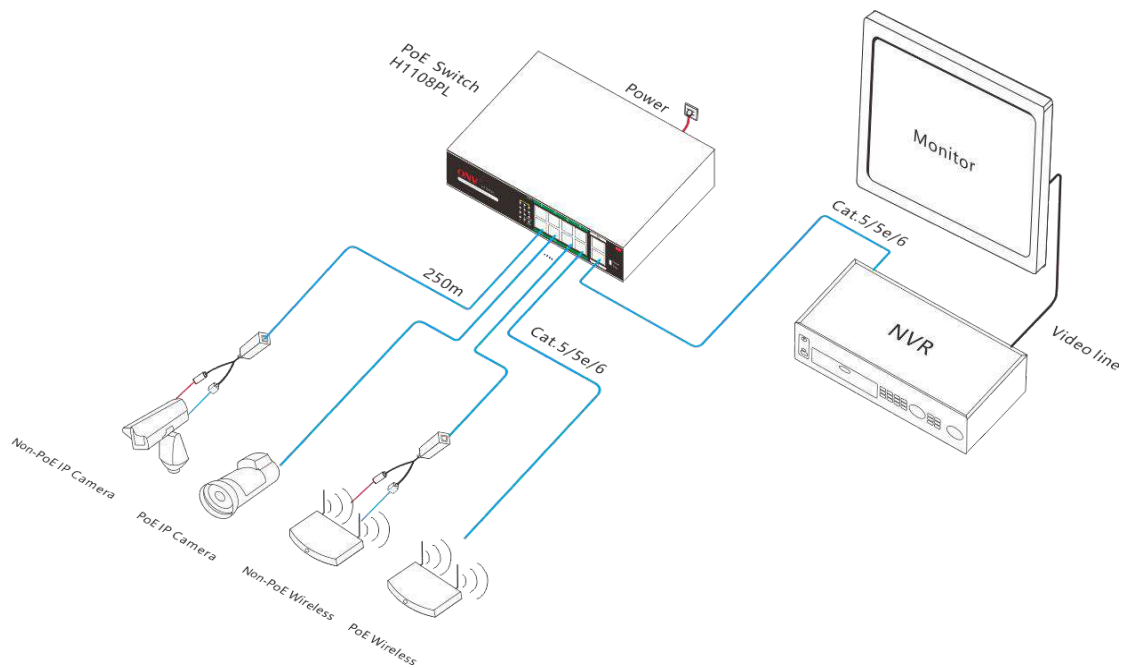
Connector	10x 10/100M copper RJ45 Ports (All ports support MDI/MDIX auto sensing) Port 1-8: PoE port, max PoE power output is 30W. Transmission Distance: 250 Meters @10M, 100 Meters @ 100M
Transfer Mode	Store-And-Forward
Network Medium	10BASE-T: Cat3,4,5 UTP(≤100 meters); 100BASE-TX: Cat5 or later UTP(≤100 meters);
Performance Specification	Bandwidth: 2G Network Latency(100 to 100Mbps): maximum delay less than 20 microseconds Buffer Memory: 1.25M MAC Size: 2K MTBF: 100,000hours
Network Protocols and Standards	IEEE 802.3i 10BASET IEEE 802.3u 100BASETX IEEE 802.3x Flow Control IEEE 802.3af/at
Switch Mode Definition	Mode 1: Port 1-10: 10/100M auto-sensing. @100 meters. Mode 2: Port 1-8: 10M @ 250 meters Port 9-10: 100M @ 100 meters
LEDs Status	PWR L/A
Power	Total Power: 120W Input: AC100-240V, 50-60Hz PoE Power Supply: 1,2(+)/3,6(-) (Default) ; 45(+),78(-) (Option)
Dimension	195 * 130 * 40mm
Working Environment	Operating Temperature: -20 ° ~ 55 ° C; Storage Temperature: -20 ° ~ 75 ° C; Humidity: 10% ~ 90%, non-condensing; Storage Humidity: 10% ~ 95%, non-condensing; Working Altitude: 3000 m (10,000 ft); Storage Altitude: 3,000 m (10,000 ft)
Radiation	CE mark, commercial FCC Part 15 Class B VCCI Class B EN 55022 (CISPR 22) , Class B
Safety	CE Mark ,commercial CE/LVD EN60950
Warranty	1 year warranty

Dimension



- A. Working LED Indicator
- B. 8*10/100M PoE Ports
- C. 10/100M Uplink Port
- D. Functional Switch
- E. Power Input Port - AC 100-240V, 50/60Hz

Application



Product Model: RS1108PL

Product Description: 10-Port 10/100M standard PoE Switch. Port 1-8 support PoE function with port isolation function. IEEE802.3af/at, max PoE power output is 30W. Total power is 120W. Long transmission distance at 250 meters for both power and data. Built-in power supply.

Note: PoE Power Supply: 1,2(+)/3,6(-) (Default) ; 45(+),78(-) (Option)

: Packing list

Packing List	10/100M 10-Port Long Transmission Distance Standard PoE Switch
	Power Cable
	Mounting Kits
	User Guide
	Warranty Card